

Please indicate how much you agree or disagree with the following statements about this school.	Title 1 School	Key					% Agree	HU % Agree	nHU % Agree	% Agree ES	% Agree MS	% Agree HS
		Strongly Agree	Agree	Don't Know / NA	Disagree	Strongly Disagree						
This school is a supportive and inviting place for students to learn.	Title 1						100% (8)	100% (1)	100% (7)	100% (8)	% (0)	% (0)
	District						90% (969)	91% (101)	90% (868)	89% (575)	85% (125)	95% (200)
This school sets high standards for academic performance for all students.	Title 1						100% (8)	100% (1)	100% (7)	100% (8)	% (0)	% (0)
	District						81% (959)	88% (100)	80% (859)	84% (570)	74% (125)	78% (198)
This school promotes academic success for all students.	Title 1						100% (8)	100% (1)	100% (7)	100% (8)	% (0)	% (0)
	District						83% (960)	84% (100)	83% (860)	83% (572)	75% (123)	89% (198)
This school emphasizes helping students academically when they need it.	Title 1						100% (8)	100% (1)	100% (7)	100% (8)	% (0)	% (0)
	District						86% (959)	90% (99)	86% (860)	85% (568)	81% (124)	93% (198)
This school provides adequate counseling and support services for students.	Title 1						88% (8)	100% (1)	86% (7)	88% (8)	% (0)	% (0)
	District						69% (952)	70% (99)	69% (853)	64% (570)	62% (122)	85% (196)

(





Please indicate how much you agree or disagree with the following statements about this school.

Please indicate how much you agree or disagree with the following statements about this school.

Title 1
School

Key

Strongly Agree	Agree	Don't Know / NA	Disagree	Strongly Disagree
----------------	-------	-----------------	----------	-------------------

% Agree

HU % Agree

nHU % Agree

% Agree ES

% Agree MS

% Agree HS

Agree or Disagree: This school ...	Title 1 School	Key					% Agree	HU % Agree	nHU % Agree	% Agree ES	% Agree MS	% Agree HS
		Strongly Agree	Agree	Don't Know / NA	Disagree	Strongly Disagree						
This school provides the materials, resources, and training (professional development) needed to work with special education (IEP) students.	Title 1	25%	38%		25%	13%	63% (8)	0% (1)	71% (7)	63% (8)	% (0)	% (0)
	District						53% (911)	56% (93)	53% (818)	51% (541)	47% (118)	58% (183)
This school encourages opportunities for students to decide things like class activities or rules.	Title 1						100% (7)	100% (1)	100% (6)	100% (7)	% (0)	% (0)
	District	23%	56%		18%		79% (907)	86% (91)	78% (816)	82% (542)	73% (119)	77% (185)
This school gives all students equal opportunity to participate in classroom discussions or activities.	Title 1						100% (8)	100% (1)	100% (7)	100% (8)	% (0)	% (0)
	District	36%	56%				92% (926)	90% (98)	92% (828)	92% (557)	88% (118)	91% (186)
This school gives all students equal opportunity to participate in numerous extracurricular and enrichment activities.	Title 1	38%	50%		13%		88% (8)	100% (1)	86% (7)	88% (8)	% (0)	% (0)
	District	33%	48%		13%		82% (927)	81% (95)	82% (832)	80% (554)	79% (121)	92% (192)
This school gives students opportunities to "make a difference" by helping other people, the school, or the community (e.g., service learning).	Title 1						57% (7)	0% (1)	67% (6)	57% (7)	% (0)	% (0)
	District	25%				46%	71% (908)	69% (93)	72% (815)	66% (538)	59% (118)	91% (191)




Agree or Disagree: This school ...	Title 1 School	Key				% Agree	HU % Agree	nHU % Agree	% Agree ES	% Agree MS	% Agree HS
		Strongly Agree	Agree	Don't Know / NA	Disagree						
This school encourages students to enroll in rigorous courses (such as honors and AP), regardless of their race, ethnicity, or nationality.	Title 1	100%				100% (4)	100% (1)	100% (3)	100% (4)	% (0)	% (0)
	District	31%	44%		18%	7%	75% (617)	71% (65)	76% (552)	65% (297)	79% (94)
This school emphasizes using instructional materials that reflect the culture or ethnicity of its students.	Title 1	13%	50%		38%	63% (8)	0% (1)	71% (7)	63% (8)	% (0)	% (0)
	District					82% (908)	79% (95)	82% (813)	83% (541)	79% (117)	84% (184)

Agree or Disagree: This school ...	Title 1 School	Key				% Agree	HU % Agree	nHU % Agree	% Agree ES	% Agree MS	% Agree HS	
		Strongly Agree	Agree	Don't Know / NA	Disagree							Strongly Disagree
This school seeks to maintain a secure campus through such means as metal detectors, security guards, or personal searches.	Title 1	33%		50%		17%	33% (6)	100% (1)	20% (5)	33% (6)	% (0)	% (0)
	District	17%		36%		18%	20% (812)	21% (96)	20% (716)	16% (484)	14% (102)	35% (168)

This school provides effective confidential support and referral services for students needing help

How much of a problem AT THIS SCHOOL is ...	Title 1 School	Key				% Mild to Insig.	HU % Mild to Insig.	nHU % Mild to Insig.	% Mild to Insig. ES	% Mild to Insig. MS	% Mild to Insig. HS
		Insignificant Problem	Mild Problem	Moderate Problem	Severe Problem						
How much of a problem at this school is harassment or bullying among students?	Title 1					50%	0%	60%	50%	%	%
	District					57%	57%	57%	56%	44%	63%
How much of a problem at this school is physical fighting between students?	Title 1					100%	100%	100%	100%	%	%
	District					78%	76%	79%	73%	82%	87%
How much of a problem at this school is disruptive student behavior?	Title 1					43%	0%	50%	43%	%	%
	District					44%	43%	44%	39%	46%	54%
How much of a problem at this school is racial/ethnic conflict among students?	Title 1					100%	100%	100%	100%	%	%
	District					81%	80%	82%	82%	75%	84%
How much of a problem at this school is student depression or other mental health problems?	Title 1					71%	100%	67%	71%	%	%
	District					48%	59%	47%	60%	43%	23%
How much of a problem at this school is lack of respect of staff by students	Title 1					71%	100%	67%	71%	%	%
	District					63%	61%	64%	61%	60%	68%
How much of a problem at this school is cutting classes or being truant?	Title 1					100%	100%	100%	100%	%	%
	District					69%	71%	68%	85%	71%	24%
How much of a problem at this school is gang-related activity?	Title 1					100%	100%	100%	100%		
	District					(7)	(1)	(6)	()		



How many adults at the school ...	Title 1 School	Key						
			% Most to Nearly All	HU % Most to Nearly All	nHU % Most to Nearly All	% Most to Nearly All ES	% Most to Nearly All MS	% Most to Nearly All HS
How many adults at this school treat all students fairly?	Title 1		100% (7)	100% (1)	100% (6)	100% (7)	% (0)	% (0)
	District		81% (949)	76% (101)	81% (848)	82% (561)	82% (122)	76% (197)
How many adults at this school believe that every student can be a success?	Title 1		100%					



To what extent does the school ...

Title 1
School

Key



% Some
to A Lot

HU % Some
to A Lot

nHU % Some
to A Lot

% Some to A
Lot ES

% Some to A
Lot MS

% Some to A
Lot HS

foster youth development, resilience, or asset

School Type	Staff Position											
	Teacher <Gr 5	Teacher Gr 5 +	Teacher Sp Ed	Admin	Nurse/ Health Aide	Counselor / Psychologist	Police /Safety	Paraprof/ Assistant/ Aide	Other Certified	Other Classified	Other Service	Other Role
Title 1	2	1	0	0	0	0	0	2	0	1	0	2
District	257	363	80	48	0	59	2	82	76	138	6	56

Notes: